



■ Features :

- Universal AC input/Full range
- Protections: Short circuit/Over load/Over voltage
- Cooling by free air convection
- Can be installed on DIN rail TS-35/7.5 or 15
- Isolation class II
- LED indicator for power on
- 100% full load burn-in test
- 3 years warranty



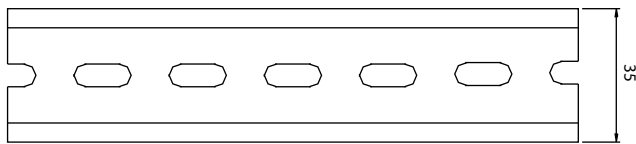
SPECIFICATION

MODEL	PS-3005	PS-3012	PS-3015	PS-3024	
OUTPUT	DC VOLTAGE	5V	12V	15V	24V
	RATED CURRENT	3A	2A	2A	1.5A
	CURRENT RANGE	0 ~ 3A	0 ~ 2A	0 ~ 2A	0 ~ 1.5A
	RATED POWER	15W	24W	30W	36W
	RIPPLE & NOISE (max.) Note.2	80mVp-p	120mVp-p	120mVp-p	150mVp-p
	VOLTAGE ADJ. RANGE	4.75 ~ 5.5V	10.8 ~ 13.2V	13.5 ~ 16.5V	21.6 ~ 26.4V
	VOLTAGE TOLERANCE Note.3	±2.0%	±1.0%	±1.0%	±1.0%
	LINE REGULATION	±1.0%	±1.0%	±1.0%	±1.0%
	LOAD REGULATION	±1.0%	±1.0%	±1.0%	±1.0%
SETUP, RISE, HOLD TIME	100ms, 30ms, 50ms/230VAC 100ms, 30ms, 18ms/115VAC at full load				
INPUT	VOLTAGE RANGE	85 ~ 264VAC 120 ~ 370VDC			
	FREQUENCY RANGE	47 ~ 63Hz			
	EFFICIENCY (Typ.)	74%	81%	82%	83%
	AC CURRENT	0.88A/115V AC 0.48A/230V AC			
	INRUSH CURRENT (max.)	COLD START 15A/115V AC 30A/230V AC			
PROTECTION	OVER LOAD	105 ~ 160% rated output power Protection type : Fold back current limiting, recovers automatically after fault condition is removed			
	OVER VOLTAGE	5.75 ~ 675V	13.8 ~ 16.2V	17.25 ~ 20.25V	27.6 ~ 32.4V
ENVIRONMENT	WORKING TEMP.	-20 ~ +60°C (Refer to output load derating curve)			
	WORKING HUMIDITY	20 ~ 90% RH non-condensing			
	STORAGE TEMP., HUMIDITY	-40 ~ +85°C, 10 ~ 95% RH			
	TEMP. COEFFICIENT	±0.03%/°C (0 ~ 50°C)			
	VIBRATION	10 ~ 500Hz, 2G 10min./cycle, period for 60min. each along X, Y, Z axes			
SAFETY & EMC (Note 4)	SAFETY STANDARDS	UL60950-1, Design refer to EN50178, EN-60950-1			
	WITHSTAND VOLTAGE	I/P-O/P:3KVAC			
EMC (Note 4)	ISOLATION RESISTANCE	I/P-O/P:100M Ohms/500VDC			
	EMI CONDUCTION & RADIATION	Compliance to EN55011, EN55022 (CISPR22) Class B			
	HARMONIC CURRENT	Compliance to EN61000-3-2, -3			
OTHERS	EMS IMMUNITY	Compliance to EN61000-4-2, 3, 4, 5, 6, 8, 11, ENV50204, EN55024, EN61000-6-2, EN61204-3 Heavy industry level, criteria A			
	MTBF	441.5K hrs min. MIL-HDBK-217F (25°C)			
	DIMENSION	78*93*56mm (W*H*D)			
NOTE	PACKING	0.27Kg; 48pcs/14Kg/1.02CUFT			
	NOTE	1. All parameters NOT specially mentioned are measured at 230VAC input, rated load and 25°C of ambient temperature. 2. Ripple & noise are measured at 20MHz of bandwidth by using a 12" twisted pair-wire terminated with a 0.1uf & 47uf parallel capacitor. 3. Tolerance : includes setup tolerance, line regulation and load regulation. 4. The power supply is considered a component which will be installed into a final equipment. The final equipment must be re-confirmed that it still meets EMC directives.			

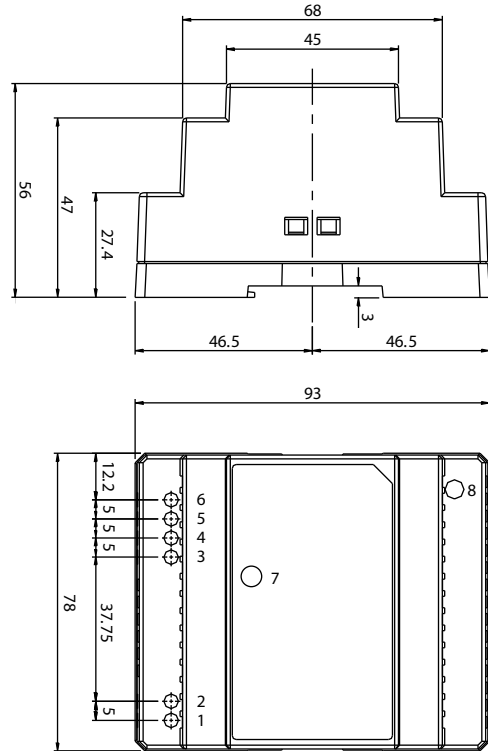
Mechanical Specification

Terminal Pin. No Assignment

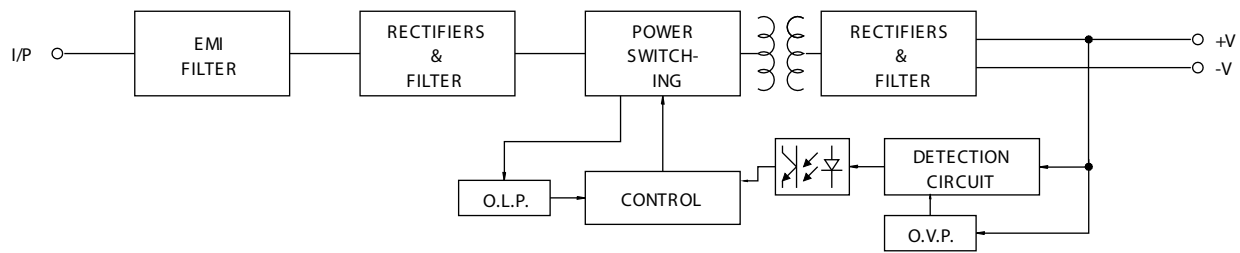
Pin No.	Assignment	Pin No.	Assignment
1	AC/N	5,6	-V
2	AC/L	7	LED
3,4	+V	8	+V ADJ.



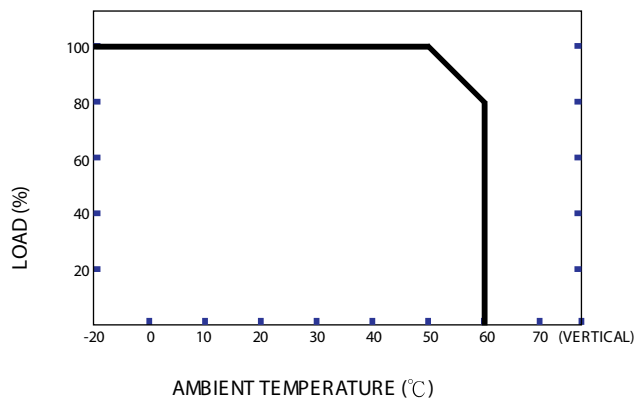
ADMISSIBLE DIN-RAIL: TS35/7.5 OR TS35/15



Block Diagram



Output Derating



Output Derating VS Input Voltage

